

# LUXXU

MODERN LAMPS

[WWW.LUXXU.NET](http://WWW.LUXXU.NET)

LUXXU

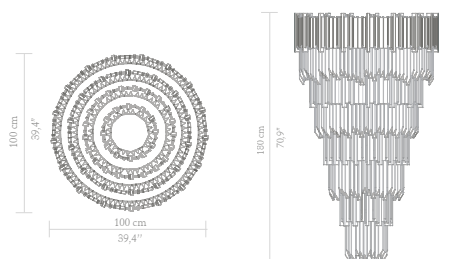
M O D E R N   L A M P S

*LUXXU is synonymous of modern lamps. This lighting brand provides a stunning collection made with the finest selection of Swarovski Crystal, brass and handmade glass. It has born a new lighting expression, combining the traditional forms with a unique contemporary personality.*



# EMPIRE

chandelier



One of our main gold is our Empire Chandelier, inspired in the stunning architectural building, the Empire State Building. Its masterpiece is an extravagant shape full of modernity capable to transform every space in a stunning scenario. This is a natural decor piece that creates an exclusive atmosphere.

## DIMENSIONS

Height: 180 cm|70,9", Length.: 100 cm|39,4", Depth: 100 cm|39,4"

## MATERIALS

Body: Brass & Glass

## STANDARD FINISHES

Body: Gold plated

## WEIGHT

Aprox.: 110 kg|220.46 lbs

## BULBS

42 x g9 Bulbs  
(USA not included)

\* Production time is between 10 to 12 weeks for LUXXU collections. Delivery time is not included. All of our furniture can be made to measure and it is available in different finishes. Please note that the colours and materials shown are for reference only. Small variations may occur.

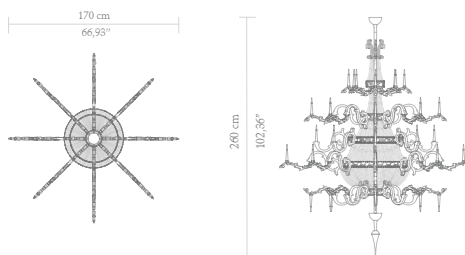






# THEATER

chandelier



Theatre chandelier is one of the most luxury piece in Luxxu. Is traditional and creative at the same time, this amazing piece combined the rich details, the exuberant form with the best luxury and handmade materials . A master piece made with gold plated brass finish and 200 Swarovski crystals. A perfect illumination for every luxury space.

## DIMENSIONS

Height: 260 cm|102,36", Diameter.: 170 cm|66,93"

## MATERIALS

Body: Brass & Crystal

## STANDARD FINISHES

Body: Gold plated

## WEIGHT

Aprox.: 60 kg|132.28 lbs

## BULBS

20x G9 Bulbs  
(USA not included)

\* Production time is between 10 to 12 weeks for LUXXU collections. Delivery time is not included. All of our furniture can be made to measure and it is available in different finishes. Please note that the colours and materials shown are for reference only. Small variations may occur.







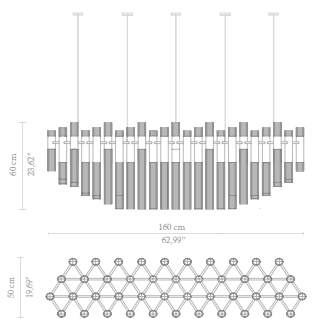






# WATERFALL

chandelier



Everything sparkles under this elegant chandelier. This master piece made with gold plated brass combined with ribbed fine tubes of glass brings a natural feeling of waterfalls to any space. The glamorous sensation of water in the tubes is handcraft made by glass master craftsmen.

## DIMENSIONS

Height: 60 cm|23,62", Length.: 160 cm|62,99", Depth: 50 cm|19,69"

## MATERIALS

Body: Brass & Acrylic

## STANDARD FINISHES

Body: Gold plated

## WEIGHT

Aprox.: 110 kg|220.46 lbs

## BULBS

42 x g9 Bulbs  
(USA not included)

\* Production time is between 10 to 12 weeks for LUXXU collections. Delivery time is not included. All of our furniture can be made to measure and it is available in different finishes. Please note that the colours and materials shown are for reference only. Small variations may occur.

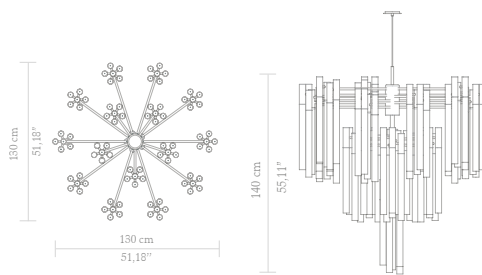






# BURJ

chandelier



BURJ chandelier is inspired in one of the most stunning hotel in the world, the Burj Al Arab. Like the hotel this master piece is a symbol of modern age and luxury together. It's also a strong structure, extremely decorative, fully made of gold plated brass, with a delicately handmade glass tubes.

## DIMENSIONS

Height: 140cm|55,11", Length.: 130cm|51,18", Depth: 130cm|51,18"

## MATERIALS

Body: Brass & Glass

## STANDARD FINISHES

Body: Gold plated

## WEIGHT

Aprox.: 50kg|110,23lbs

## BULBS

96x g9 Led Bulbs  
(USA not included)

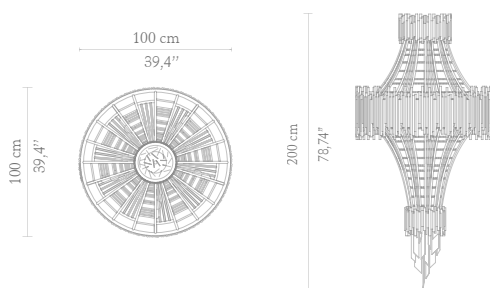
\* Production time is between 10 to 12 weeks for LUXU collections. Delivery time is not included. All of our furniture can be made to measure and it is available in different finishes. Please note that the colours and materials shown are for reference only. Small variations may occur.





# SCALA

chandelier



Scala Chandelier is other master piece of Luxxu, poetically made, with the most beautiful Swarovski crystal, and the perfect details who combined a harmonious synthesis between classic and the contemporary, a unique piece that is capable of creating not only a perfect space but involve you in passionate emotions.

## DIMENSIONS

Height: 200 cm|78,74", Length.: 100 cm|39,4", Depth: 100 cm|39,4"

## MATERIALS

Body: Brass & Crystal

## STANDARD FINISHES

Body: Gold plated

## WEIGHT

Aprox.: 70 kg|154lbs

## BULBS

40x g9 Bulbs  
(USA not included)

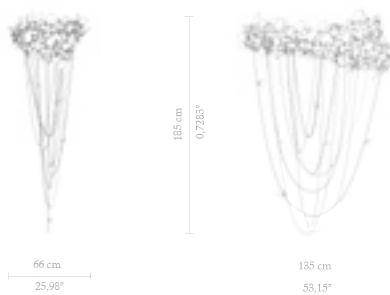
\* Production time is between 10 to 12 weeks for LUXXU collections. Delivery time is not included. All of our furniture can be made to measure and it is available in different finishes. Please note that the colours and materials shown are for reference only. Small variations may occur.





# MCQUEEN

chandelier



This amazing piece is inspired in one of the most irreverent designers ever, Alexander McQueen. He is known for his dramatic designs and fashion shows. This master piece is so powerful like his exhibitions, combining the best luxury and handmade materials. Made of brass with gold plated and handmade butterflies and majestic flowers ending with the touch of beautiful Swarovski crystals. Bold and feminine this creation is a real lumen sculpture.

## DIMENSIONS

Height: 185 cm|0,7283", Length.: 135 cm|53,15", Depth: 66 cm|25,98"

## MATERIALS

Body: Brass & Crystal

## STANDARD FINISHES

Body: Gold plated

## WEIGHT

Aprox.: 35kg|77,16lbs

## BULBS

11x g9 Bulbs  
(USA not included)

\* Production time is between 10 to 12 weeks for LUXXU collections. Delivery time is not included. All of our furniture can be made to measure and it is available in different finishes. Please note that the colours and materials shown are for reference only. Small variations may occur.







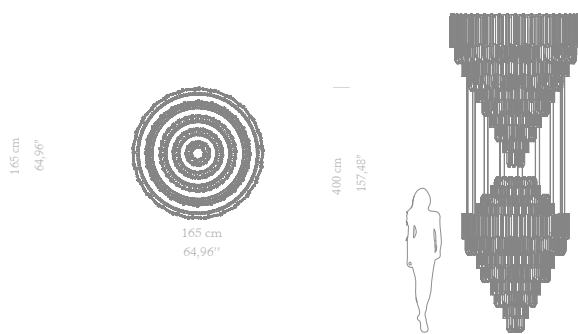






# EMPIRE XL

chandelier



This master piece is a classic sculptural design. The Empire XL has an extravagant shape full of refinement and elegance. Inspired in one of our main gold Empire Chandelier, this phenomenal creation is perfect for opulence houses and for hotel design projects.

## DIMENSIONS

Height: 400 cm|157,48", Length.: 165 cm|64,96", Depth: 165 cm|64,96"

## MATERIALS

Body: Brass & Glass

## STANDARD FINISHES

Body: Gold plated

## WEIGHT

Aprox.: 300kg| 661,4lbs

## BULBS



132x g9 Bulbs (40W max)

Voltage: 220-240V

(USA not included)

\* Production time is between 10 to 12 weeks for LUXU collections. Delivery time is not included. All of our furniture can be made to measure and it is available in different finishes. Please note that the colours and materials shown are for reference only. Small variations may occur.



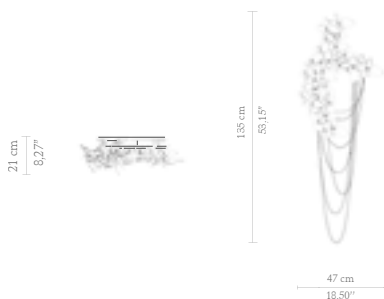






# MCQUEEN

wall



Made of brass with gold plated and handmade butterflies and majestic flowers ending with the touch of beautiful Swarovski crystals. The wall version of McQueen Chandelier, this master piece causes a dramatic and eccentric sensation of beauty.

## DIMENSIONS

60 cm|23,62", Length.: 160 cm|62,99", Depth: 50 cm|19,69"

## MATERIALS

Brass & Acrylic

## STANDARD FINISHES

Gold plated

## WEIGHT

Aprox.: 5kg|11,02lbs

## BULBS

7x g9 Bulbs  
(USA not included)

\* Production time is between 10 to 12 weeks for LUXU collections. Delivery time is not included. All of our furniture can be made to measure and it is available in different finishes. Please note that the colours and materials shown are for reference only. Small variations may occur.








# EMPIRE

wall



This is a natural decor piece that creates an exclusive atmosphere and it will fit perfectly in any space of your home. The Empire wall gets its inspiration on Empire State Building that's why this creation is so powerful and capable to transform every space in a stunning scenario.

## DIMENSIONS

Height: 60 cm|23,62", Length.: 30 cm|11,81", Depth: 20 cm|7,87"

## MATERIALS

Body: Brass & Glass

## STANDARD FINISHES

Body: Gold plated

## WEIGHT

Aprox.: 10kg|22,05lbs

## BULBS

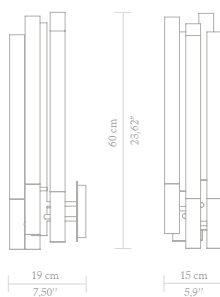
5x g9 Bulbs  
(USA not included)

\* Production time is between 10 to 12 weeks for LUXXU collections. Delivery time is not included. All of our furniture can be made to measure and it is available in different finishes. Please note that the colours and materials shown are for reference only. Small variations may occur.



# BURJ

wall



This wall fixture fully made of gold plated brass transmits elegance and sophistication. With a delicate handmade glass tubes, this piece brings to every space a magical sensation.

## DIMENSIONS

Height: 60 cm|23,62", Length.: 25 cm|9,84", Depth: 25 cm|9,84"

## MATERIALS

Body: Brass & Acrylic

## STANDARD FINISHES

Body: Gold plated

## WEIGHT

Aprox.: 4kg|8,82lbs

## BULBS

6x g9 Led Bulbs  
(USA not included)

\* Production time is between 10 to 12 weeks for LUXXU collections. Delivery time is not included. All of our furniture can be made to measure and it is available in different finishes. Please note that the colours and materials shown are for reference only. Small variations may occur.





# WATERFALL

wall



This creation represents a natural sensation of waterfalls. An elegant and modern piece made of gold plated brass and handmade glass tubes.

## DIMENSIONS

Height: 60 cm|23,62", Length.: 20 cm|7,87", Depth: 25 cm|9,84"

## MATERIALS

Body: Brass & Acrylic

## STANDARD FINISHES

Body: Gold plated

## WEIGHT

Aprox.: 4kg|8,82lbs

## BULBS

3x g9 Led Bulbs

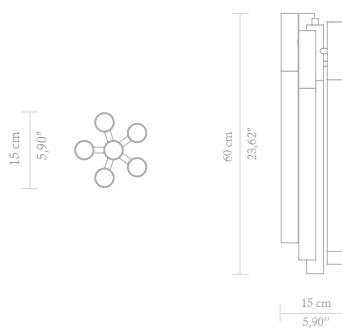
(USA not included)

\* Production time is between 10 to 12 weeks for LUXXU collections. Delivery time is not included. All of our furniture can be made to measure and it is available in different finishes. Please note that the colours and materials shown are for reference only. Small variations may occur.



# BURJ

pendant



This exuberant piece inspired in the stunning Burj Al Arab Hotel is a symbol of modern age and luxury tied by a simple string.

## DIMENSIONS

Height: 60 cm|23,62", Length.: 25 cm| 9,84", Depth: 25 cm|9,84"

## MATERIALS

Body: Brass & Acrylic

## STANDARD FINISHES

Body: Gold plated

## WEIGHT

Aprox.: 3kg|6,61 lbs

## BULBS

6x g9 Led Bulbs  
(USA not included)

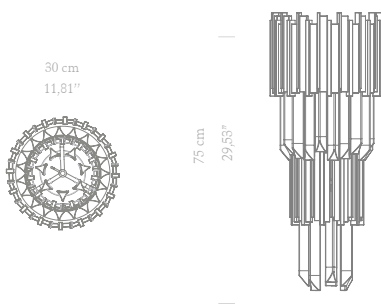
\* Production time is between 10 to 12 weeks for LUXU collections. Delivery time is not included. All of our furniture can be made to measure and it is available in different finishes. Please note that the colours and materials shown are for reference only. Small variations may occur.





# EMPIRE

pendant



Inspired in the stunning architectural building the Empire State Building. This master piece made with gold plated brass and glass transform every space in a stunning scenario.

## DIMENSIONS

Height: 80 cm|31,50", Length.: 30 cm|11,81", Depth: 30 cm|11,81"

## MATERIALS

Body: Brass & Glass

## STANDARD FINISHES

Body: Gold Plated & Glass

## WEIGHT

Aprox.: 18kg| 39,68lbs

## BULBS

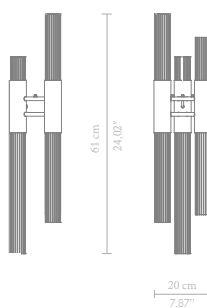
6 g9 Bulbs  
(USA not included)

\* Production time is between 10 to 12 weeks for LUXXU collections. Delivery time is not included. All of our furniture can be made to measure and it is available in different finishes. Please note that the colours and materials shown are for reference only. Small variations may occur.



# WATERFALL

pendant



This master piece made with gold plated brass combined with three simple ribbed fine tubes of glass brings to every space the glamorous sensation of water and harmony.

## DIMENSIONS

Height: 61 cm|24,02", Length.: 20 cm|7,87", Depth: 20 cm|7,87"

## MATERIALS

Body: Brass & Acrylic

## STANDARD FINISHES

Body: Brass & Acrylic

## WEIGHT

Aprox.: 3kg|6,61lbs

## BULBS

3x g9 Led Bulbs  
(USA not included)

\* Production time is between 10 to 12 weeks for LUXU collections. Delivery time is not included. All of our furniture can be made to measure and it is available in different finishes. Please note that the colours and materials shown are for reference only. Small variations may occur.





[WWW.LUXXU.NET](http://WWW.LUXXU.NET)

[info@luxxu.net](mailto:info@luxxu.net) | T. +351 222 015 850